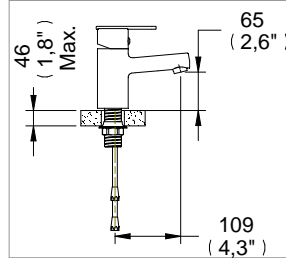
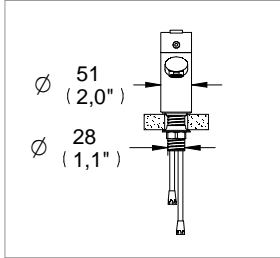


Monomando Explora con Desagüe de Rejilla / Explora Single Control with Grid Drain



Medidas Referenciales / Benchmark Measures
Acot.mm.(pulg) / Dim.mm.(in)

Características y Datos Técnicos / Characteristics and Technical Details

Cartucho Monomando Cerámico con Sistema Ahorrador de Doble Paso
Incluye Herramienta para Sujeción
Con Mangueras Flexibles de 12" de Largo
Ahorro de Agua, Ahorro de Energía

Single Control Ceramic Cartridge with Double Step Saver System
Setting Tool Included
Flexible Hoses 12" Length
Water Savings, Energy Savings

Material:
Latón Bajo en Plomo

Material:
Low Lead Brass

Conexión:
1/2" -14 NPSM

Inlet Thread:
1/2" -14 NPSM

Presión de Trabajo:
Pmin= 0,25 kg/cm² (3,55 Psi)
Pmax= 6,0 kg/cm² (85,34 Psi)

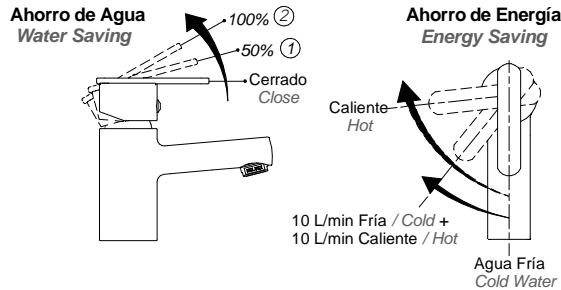
Working Pressure:
Pmin= 0,25 kg/cm² (3,55 Psi)
Pmax= 6,0 kg/cm² (85,34 Psi)

Despiece / Components

| Mod. | Descripción | Mod. | Description |
|------|-------------|--|--|
| 1 | Rh-634 | O'ring 2-009 | 1 Rh-634 2-009 O'ring |
| 2 | Rr-107 | Opresor Allen 8-32 UNC X 1/4" | 2 Rr-107 8-32 UNC X 1/4" Hex Setscrew |
| 3 | Rh-612 | Chapetón 1-1/8" | 3 Rh-612 1-1/8" Escutcheon |
| 4 | Rh-613 | Tuerca 1-1/2" 24 UNS-2A | 4 Rh-613 1-1/2" 24 UNS-2A Nut |
| 5 | Sh-1057 | Cartucho Monomando Ecológico | 5 Sh-1057 Ecological Single Control Cartridge |
| 6 | Rh-2202 | Empaq. p/ Monoman. con Inserto | 6 Rh-2202 Gasket with Insert |
| 7 | Sh-282 | Aireador | 7 Sh-282 Aerator |
| 8 | Rh-1929 | Tca. Base Monomando Hotelera | 8 Rh-1929 Hotel Taps Base Nut |
| 9 | Rh-1459 | Espárrago Grande Salida | 9 Rh-1459 Spout Stud |
| 10 | Rf-630 | Empaque Sello Tubo Pipa | 10 Rf-630 Tube Seal Packing for Pipe |
| 11 | Rh-1473 | Separador Cuerpo Central | 11 Rh-1473 Central Body Spreader |
| 12 | Rh-1472 | Rondana Acero Inoxidable | 12 Rh-1472 Stainless Steel Washer |
| 13 | Rh-1471 | Tuerca Espárrago Salida | 13 Rh-1471 Spout Stud Nut |
| 14 | Sh-372 | Manguera 1/2"-14 NPS X 3/8"-24 UNF X 12" | 14 Sh-372 1/2"-14 NPS X 3/8"-24 UNF X 12" Hose |
| 15 | Rh-1486 | Llave Hexagonal 1-1/4" | 15 Rh-1486 1-1/4" Hex Wrench |
| 16 | Rv-742 | Llave Allen 2 mm | 16 Rv-742 2 mm Hex Wrench |
| 17 | Sh-1027 | Extensión Superior p/ Contra Rejilla | 17 Sh-1027 Superior Extension to Grid Drain |
| 18 | Rh-1913 | Cuerpo Contra con Rebosadero | 18 Rh-1913 Lavatory Drain Body with Overflow |
| 19 | Rh-088 | Tuerca Contra Lavabo | 19 Rh-088 Lavatory Drain Nut |
| 20 | Rh-930 | Tubo Unión Césped Contra | 20 Rh-930 Lavatory Drain Joint Pipe |
| | | Sub-ensamble | Sub-assembly |
| 21 | Sh-1062 | Man. Arm. p/Mon. Lav. Explora | 21 Sh-1062 Explora Assembled Handle |
| 22 | Sh-890 | Botón c/O'ring para Maneral | 22 Sh-890 Handle Button with O'ring |
| 23 | Sh-1247 | Inserto Armado p/Cartucho 35 mm Soldado | 23 Sh-1247 Armed Insert for 35mm Welded Cartridge |
| 24 | Sh-1408 | Kit de Empaques | 24 Sh-1408 Gaskets Kit |
| 25 | Sh-1486 | Kit de Mantenimiento | 25 Sh-1486 Maintenance Kit |
| 26 | Sh-1455 | Kit Contra Push sin Rebosadero | 26 Sh-1455 Setting Kit Push Drain without Overflow |
| 27 | Sh-251 | Contra Rejilla Soldada | 27 Sh-251 Grid Drain Welded |
| 28 | Sh-1000 | Kit Empaques Contrás | 28 Sh-1000 Drain Gasket Kit |
| 29 | TH-058 | Contra Rejilla Lavabo con Rebosadero | 29 TH-058 Grid Drain with Overflow |

Cartucho Ecológico
Ecological Cartridge

Funcionamiento
Operation



Hecho en México

* Los productos ilustrados pueden sufrir cambios sin previo aviso en su aspecto o partes, como resultado de los procesos de mejora continua al que están sujetos, sin implicar mayor responsabilidad de la fábrica.

Made in México

* Products depicted here in subject to change without prior notice in their appearance or components as a result of incremental innovation.

